

## Thesaurus Linguae Graecae (TLG) & Perseus 4.0

TLG and Perseus 4.0 are now closely linked together. You can perform a search on the lexical form of a Greek word in TLG and then go directly to the LSJ *Greek-English Lexicon* in either TLG or Perseus. You can also be taken to all instances of a word found in Perseus 4.0.

- Perseus 4.0 is available for free from any computer at <http://www.perseus.tufts.edu>. A detailed tutorial is available at the Perseus site: <http://www.perseus.tufts.edu/hopper/help/quickstart.jsp>
- TLG is linked at the Library's Online Databases page (if off-campus, you will need to sign in with your webmail ID): [http://www.gordonconwell.edu/library/library\\_databases](http://www.gordonconwell.edu/library/library_databases)

### Browser Setup

Your browser needs to be set up to display Unicode Greek fonts correctly.

#### Internet Explorer:

- In the top menu bar, click **Tools**.
- In the drop-down menu, click **Internet Options**.
- In the Internet Options box, click the **General tab**.
- Near the bottom of the Internet Options box, click the **Font** button.
- In the Webpage Font menu, scroll down and select **Palatino Linotype** or some other Unicode Greek & English font.\*
- Click the **OK** button in the Fonts box and then in the Internet Options box.

#### Firefox

- In the top menu bar, click **Tools**.
- In the drop-down menu, click **Options**.
- Click the **Content** icon at the top of the Options box.
- Under Default Font select **Palatino Linotype** or some other Unicode Greek & English font.\*
- Click the **OK** button at the bottom of the Options box.

\*TLG lists several Unicode Greek fonts: <http://www.tlg.uci.edu/help/Help.fonts.html>, but Palatino Linotype is on most PC's. See also <http://www.ntresources.com/fonts.html> for more information about Unicode Greek fonts – including instructions for Macs.

### Accessing the Liddell-Scott-Jones *Greek-English Lexicon* on TLG:

1. Navigate to the Library's Online Databases Page [http://www.gordonconwell.edu/library/library\\_databases](http://www.gordonconwell.edu/library/library_databases), and click **LSJ Greek-English Lexicon** link next to the **Thesaurus Linguae Graecae (TLG)** heading and log in to the proxy server if necessary.

2. To navigate to a particular Greek lexical entry, either browse the list of words in the left sidebar, or enter the lexical form of the Greek word in the *LSJ Headword or page #* field using the following equivalent Latin characters:

α	β	γ	δ	ε	ζ	η	θ	ι	κ	λ	μ	ν	ξ	ο	π	ρ	σ/ς	τ	υ	φ	χ	ψ	ω
a	b	g	d	e	z	g	q	i	k	l	m	n	c	o	p	r	s	t	u	f	x	y	w

A list of words beginning with the letters you have entered will appear in a drop-down menu below the field (or error message will appear if there are no words that begin with the string of letters you type). Click the appropriate word that appears in the drop-down menu.

3. In the lexical entry for your word, you can navigate to any particular cross-reference by clicking the appropriate hyperlink. You can also browse to surrounding words using ↑ or ↓ arrows near the center of the screen or using links in the left sidebar.

4. To search the full-corpus of literature in TLG for your particular word, select "Full TLG Corpus" and click the **GO** button.


Search for  in:  Full TLG Corpus  Author

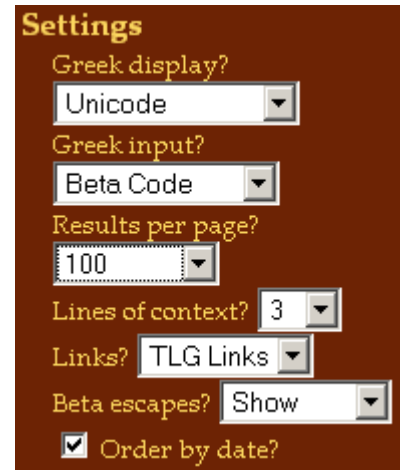
5. Select the word you would like to search (from the search results) or click the "All Forms" button.

## Thesaurus Linguae Graecae (TLG) & Perseus 4.0

- To view a list of occurrences of your word in chronological order with links to the LSJ enabled, set up your user profile settings as shown to the right. →
- Note:** The list of occurrences of your word includes ALL writings in the full TLG corpus. You can limit your search by date using the instructions in the next section "Searching TLG."

### Searching TLG:

- Navigate to the Library's Online Databases page [http://www.gordonconwell.edu/library/library\\_databases](http://www.gordonconwell.edu/library/library_databases), and Click the **Thesaurus Linguae Graecae (TLG)** link and log into the proxy server if necessary.
- Click the **A. Unicode input and display** "ENTER" button on the left side of the page.
- On the next page, you will set the limits of your search.
  - To search for authors writing in a specific range of dates:*  
In the menu list labeled **Date** select the century or centuries in which you would like to search. To select a single century, simply click the desired century. To select multiple centuries press the "Ctrl" key on your keyboard while clicking the centuries listed with your mouse.
  - To search for a specific genre of literature:*  
Select the appropriate genre found in the menu list labeled **Generic Epithets**. For instance, the entry labeled "Pseudepigr." will bring up a list of works found in the Greek Old Testament Pseudepigrapha.
  - To search the whole TLG corpus:*  
Click the **Lemma** link in the left hand column, listed under **Text Search**, and skip to step 4 below.
- Click the **Search** button (either at the top or bottom of the page) and *wait* for the list of authors to fully load. Did you wait until the page was finished loading? If you didn't and you clicked **Search All** you'll get an error.
- Once the list of authors is fully loaded, you can check off the works you wish to search and press the **Search Selections** button or you can simply press the **Search All** button.
- In the left-hand side **User Profile** menu, select options as shown in the **Settings** box shown here. →
- To see a keyboard with Greek letters you can click with your mouse, click the keyboard icon. → 
- Type in the lexical form of the Greek word for which you would like to search by clicking the appropriate keys on the keyboard. You *do not* need to type accents or breathing marks.
- Click the **Lemma Search** button.
- Click the **All Forms** button or check off the inflected forms for which you desire to search and click **Selected Forms**.
- If you have set up your profile as instructed above you will have the first 100 results of your search, ordered by date, starting with the earliest works. You will be given three lines of text for each entry. To see more context, click the **Browse** link given at the appropriate entry. If an English translation is



**Settings**

Greek display? Unicode

Greek input? Beta Code

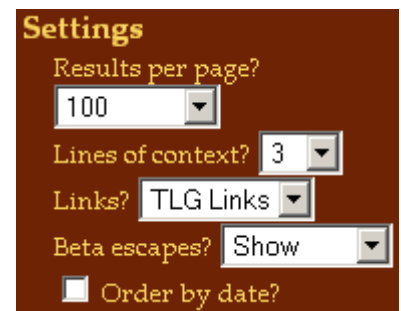
Results per page? 100

Lines of context? 3

Links? TLG Links

Beta escapes? Show

Order by date?



**Settings**

Results per page? 100

Lines of context? 3

Links? TLG Links

Beta escapes? Show

Order by date?

## Thesaurus Linguae Graecae (TLG) & Perseus 4.0

available for the text you view in the "Browse" window, there will be a "See Translation" link to the right, above the Greek text.

10. The **TLG Translation Guide** is available to assist in finding English translations of major works found in TLG <http://www.gordonconwell.edu/library/tutorials>.

**Note:** It is best to search the LXX, New Testament, Josephus, Philo and Apostolic Fathers using BibleWorks 7 (if you have BibleWorks 8, you can also search the Greek OT Pseudepigrapha). You can ignore the hits in these works when using TLG if you have searched them by some other means.

### Accessing Perseus 4.0 Through TLG

1. If you have set up your profile as instructed above, you will be given three lines of text for each entry. The word for which you searched will be **highlighted in red with a yellow background**.
2. All Greek words will also be hyperlinked. If you've set it up with "TLG Links" as instructed above, each linked word will take you to TLG's Lexicographical Tool (which will open in a separate browser window). This tool will provide links to a few different lexicons (under "Lemma") as well as "parsing" information for the word you clicked (under "Word Form").
  - a. To view the Liddell-Scott-Jones (LSJ) *Greek-English Lexicon* in TLG, click the "Liddell-Scott-Jones (LSJ)" link next to "Show entry in:".
  - b. To view the Liddell-Scott Jones (LSJ) *Greek-English Lexicon* in Perseus, click the "Look up in Perseus LSJ" link.
    - i. Click the **LSJ** link in the pop-up window, and you will be shown the LSJ *Greek-English Lexicon* entry for your word as shown in the Perseus website. Any Greek word in the lexicon that is hyperlinked will open up a pop-up window with parsing provided by Perseus. Any abbreviation (English text and/or numbers) that is hyperlinked will lead to the referenced Greek text.
    - ii. Click the **Word frequency statistics link** in the pop-up window, and you will be shown a list of documents in Perseus in which your word occurs.
      1. Click the linked numbers under the **Max.** column to browse each author's work (this window will show up in a separate tab rather than in the pop-up).
      2. The first occurrence of your word in the selected work will be displayed. If there are more occurrences, there will be a link to **More(#)**. *See illustration under point 7 below.* **Note: as of 10.8.2009, this feature is unreliable, it is probably best to search using the "Accessing Perseus 4.0 Without TLG" instructions below.**
      3. Click the verse or section link to see more context. Your word will be highlighted.
      4. On the right-hand side will be a dark-gray box labeled **English**. Click the **Show** link to the right to see the English translation alongside the Greek. (**Focus** will only show the English translation without the Greek.) *See illustration under point 10 below.*

## Thesaurus Linguae Graecae (TLG) & Perseus 4.0

### Accessing Perseus 4.0 Without TLG

Perseus is a free online resource that contains some of the “greatest hits” of ancient Greek writings. It is available to all regardless of being on-campus or off. TLG is not. So, you may want to perform a search for your Greek word in Perseus without TLG.

1. Go to <http://www.perseus.tufts.edu>.
2. Under **Search the collections**, select **Greek** in the “Search in” drop-down menu.
3. Check off **Search for all possible forms**.
4. Under **Limit search to:** uncheck all boxes *except* **Greek and Roman Materials** and **Duke Databank of Documentary Papyri**.

5. Enter the lexical form of your word (with correct breathing marks and accents using the shown to the right. →

Greek	α β γ δ ε ζ η θ ι κ λ μ ν ξ ο π ρ σ ς τ υ φ χ ψ ω	key
Beta Code	a b g d e z h q i k l m n c o p r s t u f x y w	
	ά ά ᾶ ᾷ Ᾰ Ᾱ Ὰ Ά ᾼ ᾽ ι ᾿ ᾿ a/ a\ a= a) a(/ a)\ a(\ a)= a(- a  a)/  a)=  usc* for capital letter	

Examples:

- a. ἄβυσσος = **a)/bussos**
- b. πηλός = **phlo/s**

- c. μακροθυμία = **makroqumi/a**
- d. ἐλπὶς = **e)lpi/s**

6. Click the **Search** button.
7. The results page will have a list of works where your word occurs similar to the gray boxes below:

**Aeschylus, Seven Against Thebes**  
(Greek) (English, ed. Herbert Weir Smyth, Ph. D.)  
[card 945](#): ... διοδότην ἀχθέων: ὑπὸ δὲ σώματι γὰς πλοῦτος **ἄβυσσος** ἔσται. ἰὼ πολλοῖς ἐπανθίσαντες πόνοισι γενεάν:

**Aeschylus, Suppliant Women** [More\(2\)](#)  
(Greek) (English, ed. Herbert Weir Smyth, Ph. D.)  
[card 438](#): ... κακῶν δὲ πλήθος ποταμός ὡς ἐπέρχεται: ἄτης δ' **ἄβυσσον** πέλαγος οὐ μάλ' εὔπορον τόδ' ἐσβέβηκα, κούδαμοῦ λιμῆν

8. In the second entry (Aeschylus, Suppliant Women) there are more than one occurrences of the search word. To see all occurrences of the word, click the **More(#)** link.
9. To see the context of each occurrence of your word, click the link to the left of the Greek text (for instance, the **card 438** or **card 945** links shown above).
10. On the resulting page, your Greek word will be highlighted in blue. If an English translation is available, to the right of the Greek text there will be a dark-gray box similar to the one shown below.

English (Herbert Weir Smyth, Ph. D., 1926)	<a href="#">focus</a> <a href="#">load</a>
--	--

11. To show the English translation in parallel with the Greek text, click the **load** link. To see the English alone, click the **focus** link.
12. To see the LSJ *Greek-English Lexicon* entry for your word, click the highlighted instance of your word. A pop-up window will be displayed with “parsing” information. To see the lexicon entry, click the **LSJ** link. Any Greek word in the lexicon that is hyperlinked will open up a pop-up window with parsing. Any abbreviation (English text and/or numbers) that is hyperlinked will lead to the referenced Greek text.